

Modelling and predicting student flexibility in online learning using artificial intelligence approaches

Mohammed A. Aleid^a, Sami A. Morsi^b, Rima Shishakly^c, Theyazn H.H Aldhyani^b and Mohammed Amin Almaiah^{d*}

^aCollege of Education, King Faisal University, Al-Ahsa, 31982, Saudi Arabia

^bApplied College in Abqaiq, King Faisal University, Al-Ahsa 31982, Saudi Arabia

^cManagement Department, College of Business Administration, Ajman University, Ajman 346, United Arab Emirates

^dKing Abdullah the II IT School, the University of Jordan, Amman 11942, Jordan

CHRONICLE

Article history:

Received: January 30, 2024

Received in revised format: May 18, 2024

Accepted: June 6, 2024

Available online: June 6, 2024

Keywords:

Flexible learning

Online academic course

Machine learning

Online learning

ABSTRACT

With flexible learning, students are actively engaged in their own education and are held to high standards of performance. Online academic courses make it easier for students to receive personalized education because they provide students with more flexibility to concentrate on what is most important to them and give them greater control over their own education. This study's objective was to investigate whether there is a correlation between how well students succeed in online classes and the extent to which they make use of the schedule and the geographical and resource flexibility offered by such programmes. This article uses a developing approach for predicting and classifying the flexibility in online learning of students who are at risk of failing due to academic and demographic variables. The K-nearest neighbours (KNN) method, the random forest (RF) method, and the logistic regression method were used to categorise the students participating in flexible online learning. The information for the dataset came from Kaggle, and it was gathered for use in testing machine learning. The dataset had a total of 1,875 instances representing 11 different features. Also, accuracy, precision, sensitivity and f-score metrics were applied to evaluate the system. The results show that the RF algorithm has a high accuracy percentage of 85%. The empirical findings demonstrate that students formed distinct patterns of learning time, location and access to knowledge. This suggests that flexibility was used to a significant degree. Patterns in learning time and the availability of learning materials were shown to have a substantial relationship with the accomplishments of the students. Understanding flexibility use habits may help adapt lessons and boost collaboration among similar students.

© 2024 by the authors; licensee Growing Science, Canada.

1. Introduction

The ways in which we interact with one another and learn and share information may be profoundly affected by digital technology (Adnan et al., 2021; Baker et al., 2016). It can seem that using technology in the classroom is a new development in our culture. However, such use in mobile and remote settings is nothing new. The study of technology-assisted learning has been driven by distance education, online learning, human-computer interaction, and computer-supported collaborative learning. Certain studies aim to comprehend the experiences and actions of students and instructors in certain learning scenarios. The current state of knowledge shows that using digital technology successfully in remote and adaptable settings is a difficult task (Bates, 2001). The tradition of flexible and remote education goes back many years. A large amount of research has produced insights about learning that differ from those attained in more conventional face-to-face settings, such as classrooms or lecture halls. In turn, this expanded understanding has led to the development of novel pedagogies and ideas that aid

* Corresponding author.

E-mail address aldhyani@kfu.edu.sa m.almaiah@ju.edu.jo (M. A. Almaiah)

ISSN 2561-8156 (Online) - ISSN 2561-8148 (Print)

© 2024 by the authors; licensee Growing Science, Canada.

doi: 10.5267/j.ijds.2024.6.006

educators in meeting the requirements of students in non-traditional classroom settings. Among the many potential advantages of distance learning is that it removes the constraints of time and place from the classroom (e.g., classroom or campus) Moore and Kearsley (2012). This means that students may study wherever and whenever they choose (at home, at the workplace, at school, at university, in a café, etc.) and at their own speed without having to physically meet with an instructor. Increased accessibility is another perk of online courses. People who were previously unable to engage in formal education because of factors such as their location, personal circumstances, financial restraints, disability or the lack of available courses now have greater access to these options (Moore & Kearsley, 2012). Today, when people think of ‘distance learning’, they usually picture a course that takes place entirely online.

Students have more options available to them in terms of time, location and the rate at which they study when they participate in e-learning. Students have the potential to participate in the e-learning process in a meaningful way thanks to the technologies that support e-learning (Kim et al., 2019). However, for students to achieve their educational objectives via e-learning and other forms of remote learning, they must take responsibility for the pace and structure of their online learning experiences and act with greater independence (Shearer & Park, 2018). This raises problems regarding how to create an effective e-learning environment for students. Individual variations in student learning have a major influence on learning outcomes, which in turn leads to shifts in pedagogical methods according to the findings of research published in the academic literature on the efficacy of e-learning (Dabbagh, 2007). Therefore, to create successful online learning experiences, it is essential to consider the unique characteristics of each student and to use individualized instructional strategies (Bergamin et al., 2012). Within the confines of this discussion, adaptability and adaptable learning stand out as phenomena of a more general nature. Flexible learning allows for further individualisation in terms of what, when and how one learns. Flexibility in the classroom is based on the idea that students should have input into how they learn. The time and location of lessons, the materials and methods used to teach them, the prerequisites for participation, the available technological tools and the means of communication are just a few examples of where adaptability may be found. It caters to students’ individual interests and demands by providing a variety of study options. Flexible learning relies heavily on the use of technology, yet it goes well beyond the use of technology in education. It is also important to consider the pedagogy behind flexible learning, the tactics employed to bring additional freedom for learners and the institutional structures utilised to enable the provision of flexible learning alternatives within an organisation. Flexible learning and remote learning are assumed to be intertwined for the purposes of this article, with distance learning serving to enable and improve flexible learning. Online learning flexibility is presented in Fig. 1.



Fig. 1. Online learning flexibility

With the convenience of online classes students’ individual needs are considered in flexible learning by allowing them to provide input in how, when, where and why they acquire knowledge Collis & Moonen (2001). As a result, the requirements, interests, backgrounds and learning styles of individual students are prioritized in a flexible learning environment. This is an indication that we are moving away from outdated teaching methods in favour of fresh, student-focused ones (Gillingham & Molinari, 2012). Research has shown that students’ needs for flexibility are a driving factor in their decision to enrol in online courses (Bergamin et al., 2012). However, just because learners are given a variety of possibilities for flexible learning does not mean that they will inevitably engage in deep learning (Boer & Collis, 2005). There is a great deal of responsibility that comes with this liberty (Gillingham et al., 2012). Therefore, in a flexible learning environment, students must take more initiative, exercise more autonomy and devote more time and energy to their studies (Collis & Moonen, 2002). Research suggests that pupils need constant guidance during this process (Collis et al., 1997). To discover how to effectively use flexibility and support students’ learning, it is crucial to examine how students utilise it and how it connects to their accomplishments. A growing field of study, educational data mining (EDM) follows students’ digital footprints to better understand how

they learn and interact with the world. Learning management systems (LMSs) and other forms of digital education keep track of student progress in a variety of ways (Cornelius & Gordon, 2008). Thus, decisions can be informed by data rather than relying entirely on students' perceptions of their own performance, and instructional tactics can be fine-tuned accordingly). Only a small number of studies have utilised LMS data to examine how students make use of online courses' adaptive features and how this relates to their final grades. Using interviews and an analysis of course data, reported three approaches to encouraging students' use of adaptable online materials (Cornelius et al., 2011).

In recent years, many scholars have been using learning analytics (LA) (Gillingham et al., 2012), which is defined as the process of analysing and discovering patterns in learners' data for decision-making reasons. With the use of learning analytic technologies, institutions may learn more about their students' current positions, behaviours and preferences in relation to their peers and the desired learning outcomes. Because of this, content can be adapted for each student depending on their own goals and preferred methods of learning.

Learning Analytics (LA) systems employ student enrolment data, historical and present academic records, online student behaviour, course and teaching method surveys, and online discussion forum data. These sources assess online students' learning practices. To predict and improve students' academic performance and retention, researchers have examined many learning habits. SVMs, linear regression (LR), RF, and deep learning models like CNNs and LSTM have been used to predict and evaluate online students' academic performance (Hamim et al., 2021). This research illuminates how flexibility affects online learning and results.

2. Contributions

The remote learning, the concept of flexibility requires additional investigation from a range of perspectives. Although numerous studies have shown the significance of adaptability in e-learning, the direct effect that students' perceptions of adaptability have on their behavioural engagement and academic success is not yet fully understood. Also, earlier research indicated that more studies were required to investigate the possibility of a causal connection between the various elements of flexible learning and the results of learning when applied to the setting of open and remote learning. As a result, the goal of this research is to investigate how a perceived environment's level of flexibility affects a learner's level of behavioural engagement and academic achievement in an online setting. To the best of knowledge, no prior research has studied the impact of perceived flexibility characteristics on the behavioural engagement of learners, as determined by objective measurements and academic achievement. It is intended that this study will make a significant addition to research within the area of remote learning and will expand our knowledge of the function that flexibility dimensions play in the learning of students in an e-learning setting. Machine learning strategies were used to categorise the adaptability of online education. Also, an innovative approach was used in the present research to quantify the behavioural involvement of students using data from LA indicators. One of the novel parts of the research is how the authors used the students' experiences with online learning to determine their level of behavioural engagement.

3. Background of the Study

Today, both traditional classrooms and computer-based courses—commonly referred to as 'e-learning' (Hamim et al., 2021)—are common in the academic world. The world's schools are quickly adopting e-learning because it offers the opportunity to use cutting-edge, potentially more effective teaching methods. Especially in the post-COVID-19 era, advancements in information and communication technology (ICT) have been essential in expanding web-based pedagogical practices (Prenkaj et al., 2020). E-learning technologies have not only been crucial in supporting in-person student-teacher conferences (Gardner & Brooks, 2018), but have also become an essential aspect of online teaching. Many obstacles have arisen because of the shift from conventional classrooms to online learning, with students' lack of engagement being especially detrimental to their academic outcomes. Therefore, it is crucial to create methods that can diagnose causes and predict future academic outcomes for children. This has been possible because of the abundance of recent research that has investigated e-learning spaces. To classify a student as either a poor or a high achiever in the classroom, Brahim (2022) generated an 86-dimensional feature space from which only useful characteristics were explored using several machine learning methods. The suggested approach was tested in three experimental settings, where the author found 97.4% accuracy using an RF classifier. To assess the efficacy of their own strategies, Tomasevic et al. (2020) used numerous machine learning techniques. Both classification and regression tasks were used by the authors to predict the exam results. Classification included assigning students to one of two groups—'pass' or 'fail'—while regression attempted to predict each student's actual test results. Sekeroglu et al. (2019) employed a variety of machine learning algorithms to examine the Student Performance Dataset and the students' Academic Performance Dataset, the former of which was used for prediction and the latter for categorization. To foretell how well students will perform utilising an e-learning system, Burgos (2019) considered their online behaviour. Using information gleaned from students' Sakai platform log-in histories and the LMS, the author classified them according to their preferred learning methods Sekeroglu et al. (2019). Preprocessing, feature selection and parameter optimisation were carried out before classification. Classifying students in this way aids in estimating what they will do in a certain course. Additional research Buenaño-Fernández et al. (2019) has shown the usefulness of using a student's past grades in conjunction with machine learning methods to forecast their future performance. To assist students in avoiding making hasty judgments about leaving a course, a dashboard was developed to provide real-time predictions of their performance. Hussain et al. (2018) employed machine learning to predict students' participation based on behavioural variables and then analysed the impact of engagement

on evaluation scores. A dashboard that shows student actions in the learning environment might assist teachers in quickly seeing pupils who are not actively participating. To better engage students in the classroom and, by extension, improve their performance, an adaptive gamified learning system Daghestani et al. (2020) was designed that combined gamification with EDM. In an electronic classroom setting, the efficiency of gamification was measured against that of adaptive gamification.

The study utilizes two widely-used approaches, namely the Probabilistic Semantic-based Indexing model (PLSI) and Latent Dirichlet Allocation (LDA) Daghestani et al. (2020). In the PLSI, a low-dimensional representation is used to assess similarities, which helps highlight the subject based on semantic indexing. Knowledge discovery and documentation have made use of the LDA model, which is an unsupervised model. Several methods, all based on the LDA framework, have been suggested to mine web material and find themes for online communities. Using deep learning techniques, Nagori et al. (2011) created a system to provide text-based recommendations for use in online education. By developing similarity metrics, they were able to use the topic model. The quality of online student comments was modelled by Romero and Ventura (2010) who created a collection of subject variables that were highly correlated with comment quality. Zhong et al. (2018) developed model to analyse quality Analysis user generated Contents. In their study, Yan et al. (2013) proposed a technique for identifying topics in limited textual data. Their model used word co-occurrence throughout the whole corpus to enhance the process of topic discovery.

Education that takes place at a distant location is called distance education. Understanding students' learning environments may be facilitated by the analysis and mining of data produced in an online education setting. Structured data, such as student performance and activity or course discussion forums, have been analysed using data-driven methodologies Zhong et al. (2018). To improve the quality of data mining in remote learning, many different studies have been conducted and online platforms have been used to promote the flow of information regarding online education. With the use of text mining and regression approaches, Kagklis et al. (2017) were able to enhance the classroom experience and predict student outcomes. Van Rooyen (2015) surveyed accounting majors at the University of South Africa to get their perspective on whether they thought social networking applications would be useful in the classroom. Most students surveyed had a favourable impression of utilising social media for schoolwork. In a study by Samigulina and Samigulina (2016), the authors suggested an online forum for the discussion and sharing of research on artificial immune systems. The technology facilitates on-demand training that helps students acquire relevant competencies in a timely manner.

4. Materials and Methods

4.1 Proposed Framework

It is essential to have flexible learning that includes e-learning, open and remote learning and blended learning. With the rising prevalence of technology applications in education, the phrases e-learning and flexible learning are sometimes used interchangeably. Because of the impact it has on both the learning experiences and the results of online education, flexibility is rapidly emerging as one of the most important tools in the field of e-learning. Fig. 2 illustrates the suggested framework for categorizing adaptable online learning via the utilization of diverse machine learning methodologies.

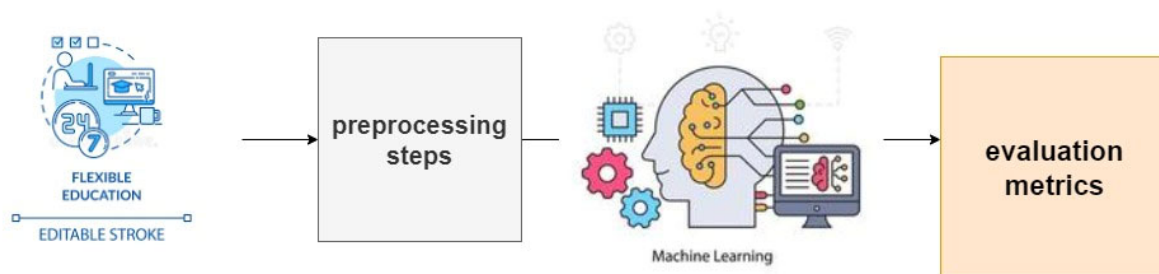


Fig. 2. Structure of the proposed system

4.2 Dataset

The dataset was collected from the Student Flexibility in Online Learning dataset through the Kaggle website. The dataset contains 1,206 instances. The dataset contains the academic information for students from the following levels: students in public and private schools, colleges and universities. Fig. 3 shows the features of the data.

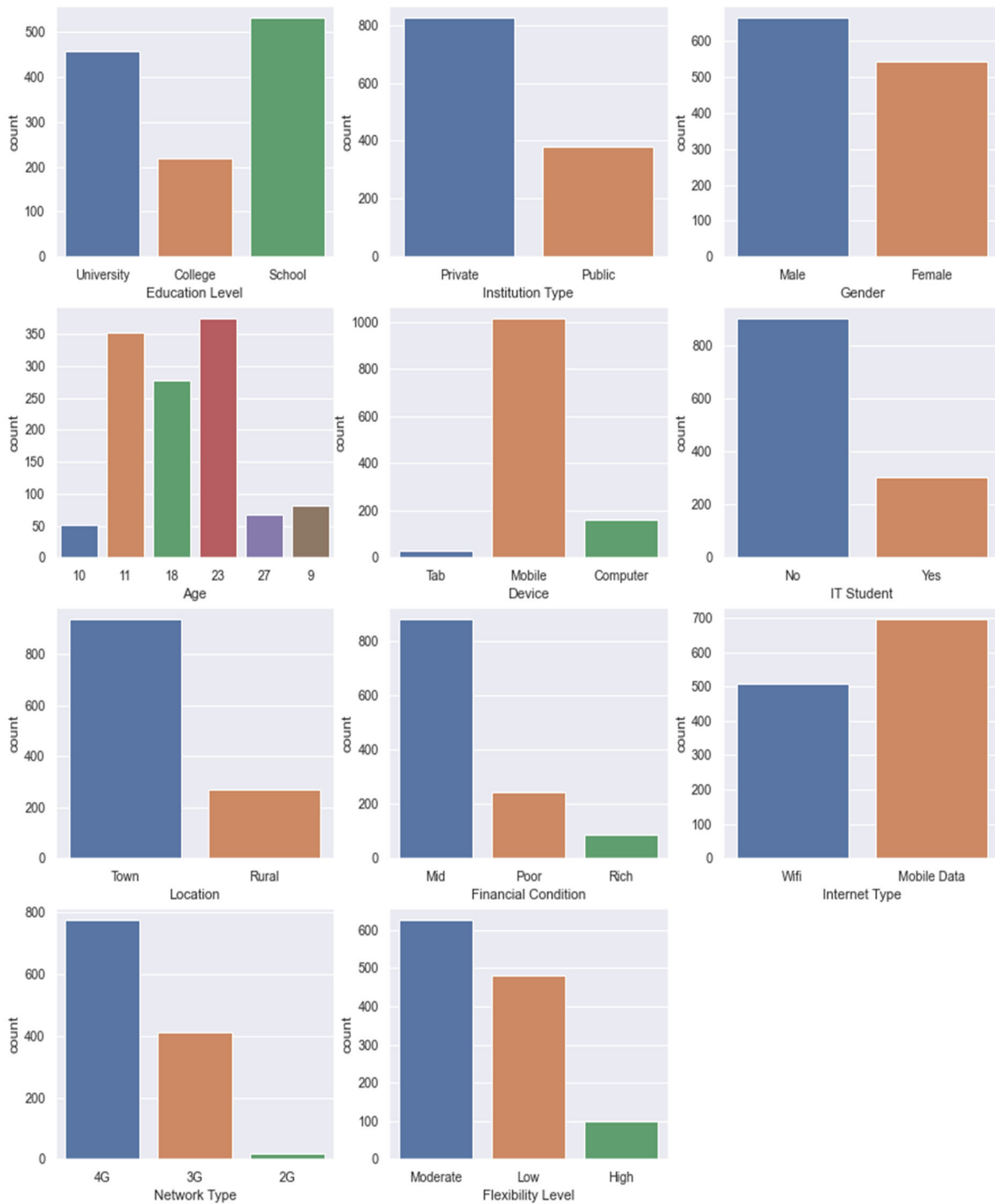


Fig. 3. Data features

4.3 Data Pre-processing

Pre-processing is a key stage in data mining, so that the data may be utilised by algorithms in their final form. The dataset underwent three primary preparation operations: data cleaning, features encoding and features scaling. Python was used for the language, while Excel was used for preprocessing. Fig. 4 shows the preprocessing steps for predicting the students' flexibility in online learning.



Fig. 4. Pre-processing steps

The data we collect are often cluttered and disordered. Through the addition of missing values and the elimination of noise, outliers may be corrected in the data throughout the cleaning process. Several students in our dataset failed to complete the survey and this was treated as missing data. The demographics of the dataset are shown in Fig. 5.

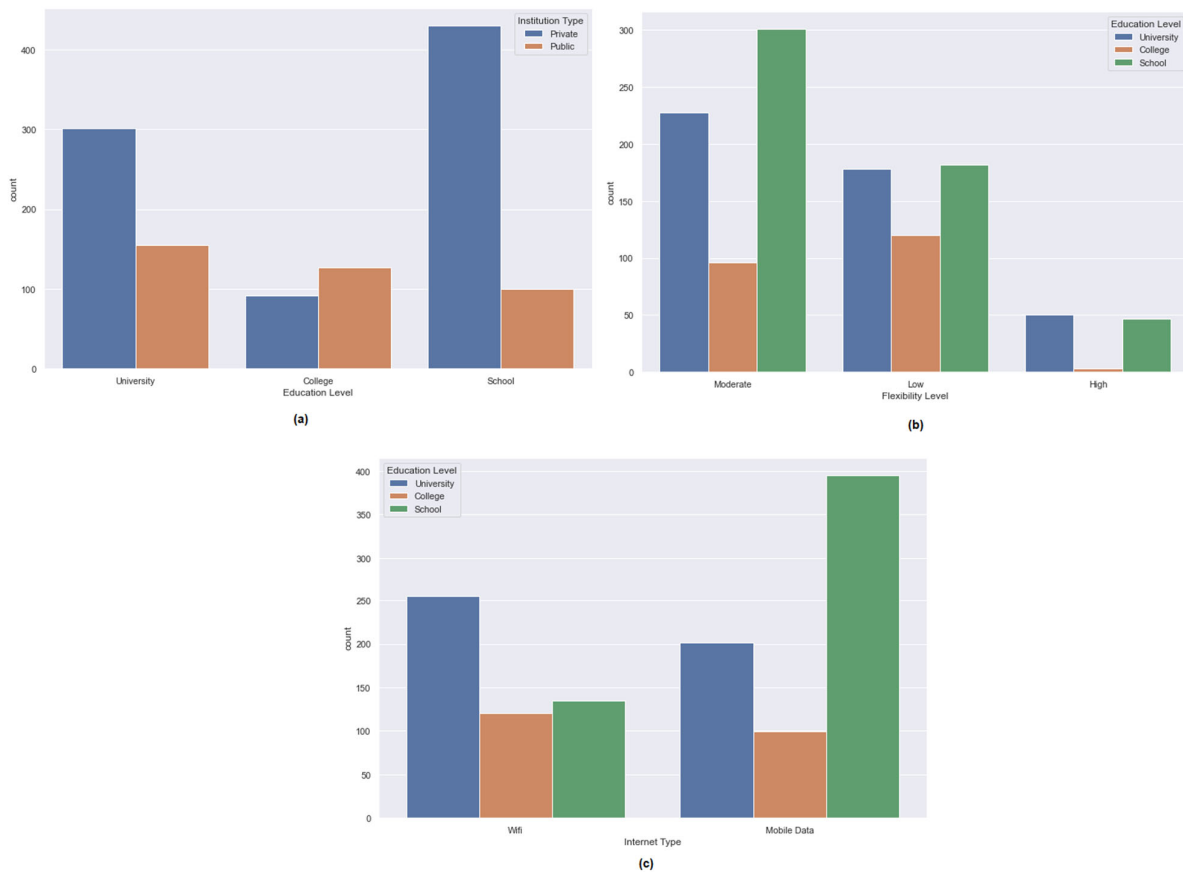


Fig. 5. Demographics

4.4 Features Encoding

During data cleansing, anomalies may be fixed by filling in missing values and removing unwanted noise. The data contain all categorical variables about the students' flexibility in online learning. The encode function was applied to convert the categorical variable into a numerical variable.

4.5 Normalisation Method

By rescaling the data from a larger range, say 1.0 to 0.0, feature scaling normalizes a collection of independent variables or data features. In certain cases, this may shorten the training time for algorithms and minimise their mistake rates. The MinMaxScaler method was used for scaling features.

4.6 Correlation

The degree to which changes in the value of one variable may be used to anticipate changes in the value of another variable is measured by a statistical concept known as the correlation coefficient. In variables that have a positive correlation, the value rises or falls along with the other variables. The correlation coefficient is presented in Fig. 6.

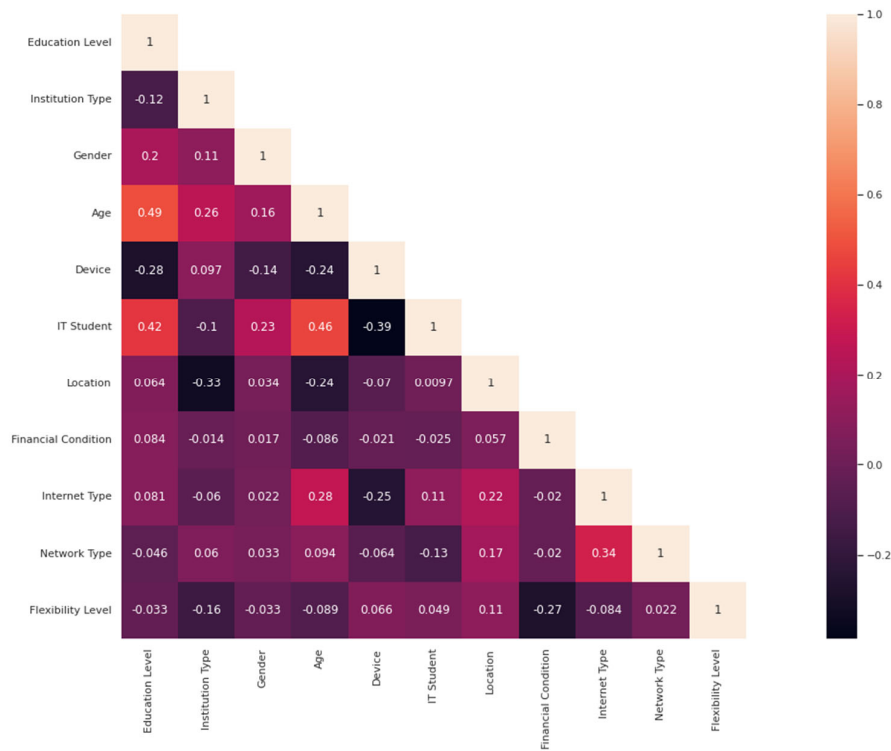


Fig. 6. Correlation coefficient plot

4.7 Machine Learning Algorithms

4.7.1 RF Approach

The application of the machine learning strategy known as RF can help solve problems relating to regression and classification. An approach known as ensemble learning, which employs several classifiers to solve a problem, is utilised. The RF algorithm comprises numerous different decision trees. Bagging or bootstrap aggregation is utilised to train the ‘forest’ that is produced by the RF approach. The performance of machine learning ensembles can be improved with the use of a meta-algorithm called bagging. The RF method decides the outcome after considering the projections made by the decision trees. It does this by taking the findings of many trees and averaging them. The use of a greater number of trees results in an improvement in accuracy. The efficiency of the algorithm may be diminished if the same data are fed into each branch of the decision tree. When making predictions using a decision tree, if just a small sample of the dataset is used, there will be a significant amount of variation. It is possible that different features of the dataset do not impact a model’s overall prediction of RF. It has been shown that RF algorithms are more accurate than decision trees. More research has indicated that the RF method’s superior prediction accuracy is due to its use of several decision tree outputs in the forecasting process. In both decision trees and random forests, information gain is the primary determinant of feature importance.

4.7.2 K-Nearest Neighbours (KNN)

The KNN algorithm is a supervised machine learning technique that can be utilised to solve predicting problems in either the regression or classification domains. However, the most important use can be found in the realm of predictive classification problems. The KNN algorithm gives a value to a new data point based on how closely it resembles the points in the training set. This idea is referred to as ‘feature similarity’, and it is used by the algorithm.

$$E_1 = \sqrt{(c_1 - c_2) + (d_1 - d_2)^2} \quad (1)$$

where c_1 , c_2 , d_1 , and d_2 are the input data variables.

4.7.3 Logistic Regression

To classify data, the statistical approach known as logistic regression should be used if the dependent variable in the machine learning model is binary. Logistic regression is a statistical technique that may be used to describe the data, as well as the relationship between a single dependent variable and numerous independent variables. There are three possible types of values for indirect variables: nominal, ordinal and interval. The statistical technique known as logistic regression got its name from the concept of a logistic function. This helpful mathematical tool also goes by the names sigmoid function or inverse logistic function. This logistic function can represent any number in the range of 0 to 1, inclusive.

$$S(x) = \frac{1}{1 + e^{-x}} \quad (2)$$

The sigmoid function is applied to an integer, yielding a result between 0 and 1. The sigmoid function calculates the probability of categorization for each occurrence. Data with $S(x)$ values less than 0.5 are categorized as class A, whereas data with $S(x)$ values more than 0.5 are categorized as class B.

4.8 Performance Metrics

In this study, sensitivity, specificity, accuracy, recall and the F1 score were used to determine the system's efficacy.

$$Accuracy = \frac{TP + TN}{TP + FP + FN + TN} \times 100\% \quad (3)$$

$$Precision = \frac{TP}{TP + FP} \times 100\% \quad (4)$$

$$Fscore = \frac{2 * precision * sensitivity}{precision + sensitivity} \times 100\% \quad (5)$$

The confusion metrics of the flexibility online learning system, including true positive (TP), true negative (TN), false positive (FP), and false negative (FN), were used as parameters to evaluate the model.

5. Experiment

This section presents the classification performances of the RF, KNN, and logistic regression techniques, focusing on assessment measures such as accuracy, precision, recall, and f-score. In this experiment, we carried out 10 significant ant features to determine the student flexibility of online learners. Three classes, namely moderate, low and high, were considered according to the features of students. The following part provides a comprehensive description of the experiment conducted for this investigation.

5.1. Experiment Setup

Scikit-learn was used to implement the RF, KNN and logistic regression. Two types of classifications were employed to examine the shows' contents. The hardware setup for this application consisted of a 3.20 GHz Intel (R) Core (TM) i7-4770 CPU, 8 GB of RAM, and a 64-bit Windows 10 operating system.

5.2. Splitting Data

The dataset was partitioned into a 70% training subset and a 30% test subset. Both ML algorithms were subjected to testing to evaluate their outcomes. The dimensions of the datasets are shown in Table 1.

Table 1

Variable	Training size of input dataset	Testing size input dataset
Dataset	1256	619

6. Results

In this section, the results of machine learning to classify students' online learning flexibility are presented. Table 2 shows that the RF algorithm achieved 85% accuracy metrics. This accuracy was high compared with different existing algorithms. It is noted that the RF algorithm attained a high percentage in the moderate class. This indicates that in terms of online learning

flexibility, most students in this survey obtained most of their education outside traditional classroom settings and spread their studying out equally throughout the seven days of the week. Most today's students are urbanites and middle-class earners who want to pursue their education over the Internet.

Table 2

Results of RF algorithm to classify student's online learning flexibility.

Algorithms	Labels	Accuracy (%)	Precision (%)	Recall (%)	F1 score (%)
SVM	Moderate	85	90	95	93
	Low		88	79	83
	High	78	81	79	
	Weighted Average		85	85	85

This research employed educational data machine learning techniques to analyse students' use of course-specific flexibility in resources and access to learning materials across four online academic courses. The students' adaptability in their online learning was measured using machine learning algorithms, including RF, KNN and LR. Based on the subjects studied, this study classified students' use of flexibility in online learning into three categories: moderate, low and high. The findings not only showed that students made extensive use of flexibility but also provided evidence of the many ways in which they did so. The findings of the KNN algorithm for predicting students' flexibility in online learning are shown in Table 3. The K-nearest neighbours (KNN) algorithm demonstrated a 78% accuracy rate. Additionally, we discovered that the KNN algorithm exhibited a significant proportion in the moderate class.

Table 3

Results of the KNN algorithm to classify students' online learning flexibility

Algorithms	Classes	Accuracy (%)	Precision (%)	Recall (%)	F1 score (%)
SVM	Moderate	78	87	90	88
	Low		76	79	77
	High	70	65	67	
	Weighted Average		78	78	78

The results of regression logistic methods is presented in Table 4, it is observed that the RL methods was scored 65% with terms of accuracy metrics. The RL method achieved very low accuracy compared with the RF and KNN algorithms. Also, the RL method achieved high accuracy in the moderate class. In terms of online learning flexibility, most students in this survey obtained most of their education outside traditional classroom settings and spread their studying out equally throughout the seven days of the week. Most today's students are urbanites and middle-class earners who want to pursue their education over the Internet. When it comes to mobile technology, most students nowadays rely on the 4G Internet on their smartphones. Students' access to online learning is greatly influenced by factors such as location and time. The RF tree algorithm achieved a high classification accuracy of 85%. Figure 3 shows the performance of the proposed machine learning method in terms of accuracy metrics.

Table 4

Results of RL algorithm to classify students' online learning flexibility

Algorithms	Classes	Accuracy (%)	Precision (%)	Recall (%)	F1 score (%)
SVM	Moderate	65	71	69	70
	Low		65	61	63
	High	60	65	62	
	Weighted Average		65	65	65

6.1 Discussion

Some students are left out of the digital learning experience because of access and pricing barriers, which may shed light on broader issues of social, economic and cultural inequality. Over time, the problem of low retention rates in online and hybrid classes has persisted (as compared to the same classes taught in person). However, standard classroom instruction cannot accommodate a wide variety of student learning styles. As a result, institutions may evaluate the results of implementing new teaching methods and adapting how they offer material to students. Making students responsible for their own education and encouraging them to try different approaches to teach helps transfer the onus of learning from the teacher to the student. Students who take greater ownership of their education tend to be more committed to it. This research employed educational data machine learning techniques to analyse students' use of course-specific flexibility in resources and access to learning materials across four online academic courses. The students' adaptability in their online learning was measured using machine learning algorithms, including RF, KNN and LR. Based on the subjects studied, this study classified students' use of flexibility in online learning into three categories: moderate, low and high. The findings not only showed that students made extensive use of flexibility but also provided evidence of the many ways in which they did so.

In terms of online learning flexibility, most students in this survey obtained most of their education outside traditional classroom settings and spread their studying out equally throughout the seven days of the week. Most today's students are urbanites and middle-class earners who want to pursue their education over the Internet. When it comes to mobile technology, most students nowadays rely on the 4G Internet on their smartphones. Students' access to online learning is greatly influenced by

factors such as location and time. The RF tree algorithm achieved a high classification accuracy of 85%. Figure 3 shows the performance of the proposed machine learning method in terms of accuracy metrics.

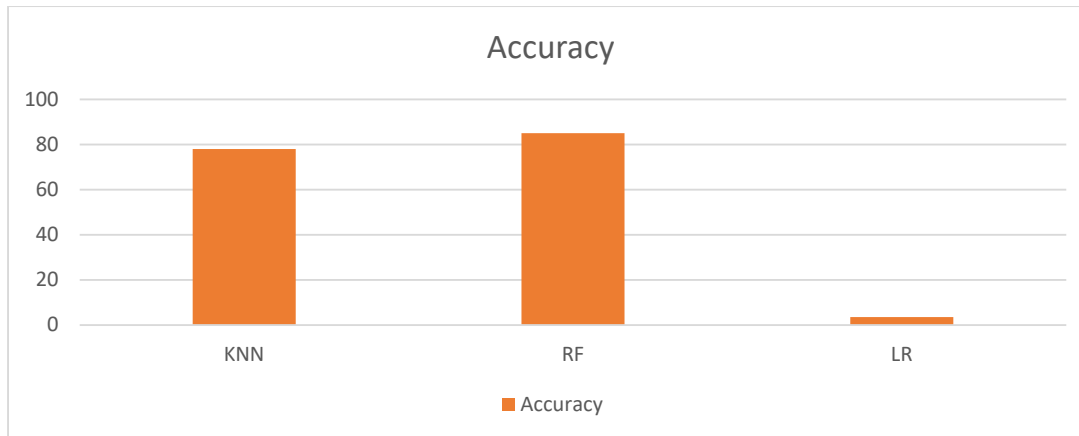


Fig. 7. Performance of machine learning model

When compared to online learning environments, which provide students with greater leeway in terms of how and when they access learning materials, conventional classroom settings, in which students are expected to follow a predetermined curriculum, offer less room for manoeuvre Dietz-Uhler and Hurn (2013). The findings from an analysis of how often students accessed the learning materials showed that they often made use of this option.

Students can develop greater self-discipline and life skills while taking advantage of the flexibility of online learning, both of which will be beneficial to them when they enter the workforce in the future. Because of the need to regularly attend courses, students in conventional education systems do not sufficiently prioritise the process of cultivating their own personal development. Students who can show that they have obtained the aforementioned abilities via the use of online learning may eventually find themselves in a position inside an organization that is more senior than their current one. Therefore, flexibility in and of itself has a significant influence on the way pupils acquire knowledge, and its allure is not without foundation. It is essential to an individual's achievement to provide them with the freedom to choose the educational path that best suits them.

7. Conclusion

With flexible learning, students are actively engaged in their own education and are held to high standards of performance. Online academic courses make it easier for students to receive personalized education because they provide students with more flexibility to concentrate on what is most important to them and give them greater control over their own education. This study's objective was to investigate whether there is a correlation between how well students succeed in online classes and the extent to which they make use of the schedule and the geographical and resource flexibility offered by such programmes. Most students who choose an online degree programme over a traditional one do so because of the freedom it provides them. Despite its apparent drawbacks, flexibility has been shown to have a favourable effect on students' academic performance. Institutions are starting to include online learning components after swiftly realizing their usefulness and influence. Not only does this keep students actively involved, it also frees up valuable class time by relieving instructors of the burden of assigning work. In addition to classroom participation, some courses require students to take part in online quizzes and discussions, which may encourage more interaction and a deeper understanding of the course material.

In conclusion, this study's findings indicate that most students use many strategies for making the most of learning flexibility in terms of time, place and access to learning resources. As a result, it is crucial to provide students with some degree of autonomy in designing their own online learning experiences to best suit their needs. Also, this study's results linked students' adaptability with higher GPAs. Both the amount of time and effort a student puts into their studies throughout the course of the semester and their level of interest in the topics being taught in class have a direct bearing on their final grades. This study contributes to the literature on adaptable learning by using EDM to assess student behaviour and to provide evidence of how students make use of flexibility. In the real world, it might be used to aid in the development of adaptive online courses that are tailored to the specific requirements of individual students. Achieving this aim may require teachers to offer scaffolding for students to make more strategic use of learning resources (such as assignments) throughout the semester, especially in the last few weeks of class. Also, this study's findings may make it easier for students who have similar characteristics to get to know one another and work together (e.g., the same learning time, course content).

Acknowledgment

This work was supported by the Deanship of Scientific Research, Vice Presidency for Graduate Studies and Scientific Research, King Faisal University, Saudi Arabia (Grant No. KFU241127).

References

- Adnan, M., Habib, A., Ashraf, J., Mussadiq, S., Raza, A. A., Abid, M., ... & Khan, S. U. (2021). Predicting at-risk students at different percentages of course length for early intervention using machine learning models. *IEEE Access*, 9, 7519-7539.
- Baker, R. S., Martin, T., & Rossi, L. M. (2016). Educational data mining and learning analytics. *The Wiley handbook of cognition and assessment: Frameworks, methodologies, and applications*, 379-396.
- Bates, T. (2001). *National strategies for e-learning in post-secondary education and training* (Vol. 132). Paris: Unesco.
- Bergamin, P. B., Ziska, S., Werlen, E., & Siegenthaler, E. (2012). The relationship between flexible and self-regulated learning in open and distance universities. *The International Review of Research in Open and Distributed Learning*, 13(2), 101-123. doi: <https://doi.org/10.19173/irrodl.v13i2.1124>
- Boer, W. D., & Collis, B. (2005). Becoming more systematic about flexible learning: beyond time and distance. *ALT-J*, 13(1), 33-48.
- Brahim, G. B. (2022). Predicting student performance from online engagement activities using novel statistical features. *Arabian Journal for Science and Engineering*, 47(8), 10225-10243.
- Buenano-Fernández, D., Gil, D., & Luján-Mora, S. (2019). Application of machine learning in predicting performance for computer engineering students: A case study. *Sustainability*, 11(10), 2833.
- Burgos, D. (2019). Background similarities as a way to predict students' behaviour. *Sustainability*, 11(24), 6883.
- Collis, B., & Moonen, J. (2001). *Flexible learning in a digital world: Experiences and expectations*. London: Routledge. doi: <https://doi.org/10.4324/9780203046098>
- Collis, B., & Moonen, J. (2002). Flexible learning in a digital world. *Open Learning* 17(3), 217-230. doi: <https://doi.org/10.1080/0268051022000048228>
- Collis, B., Vingerhoets, J., & Moonen, J. (1997). Flexibility as a key construct in European training: Experiences from the TeleScopia Project. *British Journal of Educational Technology*, 28(3), 199-217. doi: <https://doi.org/10.1111/1467-8535.00026>
- Cornelius, S., & Gordon, C. (2008). Universalists, butterflies and changelings: Learners' roles and strategies for using flexible online resources. *Proceedings of EdMedia: World Conference on Educational Media and Technology*, 2008 (Vol. 1), 4052-4057.
- Cornelius, S., Gordon, C., & Ackland, A. (2011). Towards flexible learning for adult learners in professional contexts: An activity-focused course design. *Interactive Learning Environments*, 19(4), 381-393. doi: <https://doi.org/10.1080/10494820903298258>.
- Dabbagh, N. (2007). The Online Learner: Characteristics and Pedagogical Implications. *Contemporary Issues in Technology and Teacher Education*, 7(3), 217-226.
- Daghestani, L. F., Ibrahim, L. F., Al-Towirgi, R. S., & Salman, H. A. (2020). Adapting gamified learning systems using educational data mining techniques. *Computer Applications in Engineering Education*, 28(3), 568-589.
- Dietz-Uhler, B., & Hurn, J. E. (2013). Using learning analytics to predict (and improve) student success: A faculty perspective. *Journal of interactive online learning*, 12(1), 17-26.
- Gardner, J., & Brooks, C. (2018). Student success prediction in MOOCs. *User Modeling and User-Adapted Interaction*, 28, 127-203.
- Gillingham, M., & Molinari, C. (2012). Online courses: Student preferences survey. *Journal of Online Learning Research and Practice*, 1(1).
- Hamim, T., Benabbou, F., & Sael, N. (2021). Survey of machine learning techniques for student profile modeling. *International Journal of Emerging Technologies in Learning (iJET)*, 16(4), 136-151.
- Hussain, M., Zhu, W., Zhang, W., & Abidi, S. M. R. (2018). Student engagement predictions in an e-learning system and their impact on student course assessment scores. *Computational Intelligence & Neuroscience*.
- Kagklis, V., Lionarakis, A., Marketos, G., Panagiotakopoulos, G. T., Stavropoulos, E. C., & Vergyios, V. S. (2017). Student admission data analytics for open and distance education in Greece. *Ανοικτή Εκπαίδευση: το περιοδικό για την Ανοικτή και εξ Αποστάσεως Εκπαίδευση και την Εκπαιδευτική Τεχνολογία*, 13(2), 6-16.
- Kim, H. J., Hong, A. J., & Song, H. D. (2019). The roles of academic engagement and digital readiness in students' achievements in university e-learning environments. *International Journal of Educational Technology in Higher Education*, 16(1), 1-18.
- Moore, M. G., & Kearsley, G. (2012). Distance education: A systems view of online learning.
- Nagori, R., & Aghila, G. (2011, April). LDA based integrated document recommendation model for e-learning systems. In *2011 international conference on emerging trends in networks and computer communications (ETNCC)* (pp. 230-233). IEEE.
- Prekaj, B., Velardi, P., Stilo, G., Distanto, D., & Faralli, S. (2020). A survey of machine learning approaches for student dropout prediction in online courses. *ACM Computing Surveys (CSUR)*, 53(3), 1-34.
- Romero, C., & Ventura, S. (2010). Educational data mining: a review of the state of the art. *IEEE Transactions on Systems, Man, and Cybernetics, Part C (applications and reviews)*, 40(6), 601-618.
- Samigulina, G., & Samigulina, Z. (2016). Intelligent system of distance education of engineers, based on modern innovative technologies. *Procedia-Social and Behavioral Sciences*, 228, 229-236.

- Sekeroglu, B., Dimililer, K., & Tuncal, K. (2019, March). Student performance prediction and classification using machine learning algorithms. In *Proceedings of the 2019 8th international conference on educational and information technology* (pp. 7-11).
- Shearer, R. L., & Park, E. (2018). Theory to practice in instructional design. In M. G. Moore & W. C. Diehl (Eds.), *Handbook of Distance Education* (4th ed.), (pp. 260 -280). New York: Routledge.
- Tomasevic, N., Gvozdenovic, N., & Vranes, S. (2020). An overview and comparison of supervised data mining techniques for student exam performance prediction. *Computers & education*, *143*, 103676.
- Van Rooyen, A. (2015). Distance education accounting students' perceptions of social media integration. *Procedia-Social and Behavioral Sciences*, *176*, 444-450.
- Yan, X., Guo, J., Lan, Y., & Cheng, X. (2013, May). A biterm topic model for short texts. In *Proceedings of the 22nd international conference on World Wide Web* (pp. 1445-1456).
- Zhong, J., Zhang, S. F., Guo, W. L., & Li, X. (2018). TFLA: A quality analysis framework for user generated contents. *Tien Tzu Hsueh Pao/Acta Electron. Sin*, *46*, 2201-2206.



© 2024 by the authors; licensee Growing Science, Canada. This is an open access article distributed under the terms and conditions of the Creative Commons Attribution (CC-BY) license (<http://creativecommons.org/licenses/by/4.0/>).