

Studying the toxicity and structure-activity relationships of some synthesized polyfunctionalized pyrimidine compounds as potential insecticides

Ali M. Drar^a, Shaban A. A. Abdel-Raheem^{b*}, Amr H. Moustafa^{c,d} and Bahgat R. M. Hussein^c

^aPlant Protection Research Institute, Agriculture Research Center, Dokki, Giza, Egypt

^bSoils, Water, and Environment Research Institute, Agricultural Research Center, Giza, Egypt

^cDepartment of Chemistry, Faculty of Science, Sohag University, Sohag, 82524, Egypt

^dFaculty of Science, King Salman International University, Ras sudr, Sinai 46612, Egypt

CHRONICLE

Article history:

Received December 20, 2022

Received in revised form

January 28, 2023

Accepted March 17, 2023

Available online

March 17, 2023

Keywords:

Cowpea Aphid

Toxicity

Heterocyclic compounds


Structure-Activity Relationships

(SAR)

ABSTRACT

This work includes the synthesis of ten heterocyclic compounds (**3a-i** and **4**) containing pyrimidine moiety incorporated in their structures. Structure characterizations of these compounds were performed by using elemental and spectroscopic analyses. Their toxicity as potential insecticidal agents against the adults and nymphs of cowpea Aphid, *Aphis craccivora* Koch was evaluated. The results of this toxicological activity test revealed that a reasonable number of these compounds possess excellent toxicological activity against cowpea aphids such as compounds (**3d**), (**3c**), and (**3b**) with LC₅₀ values 0.0125, 0.0134, and 0.0383 ppm, respectively. The toxicological activities of the rest of the tested compounds ranged from good to moderate against the same insects.

© 2023 by the authors; licensee Growing Science, Canada.



Graphical Abstract

1. Introduction

Heterocyclic compounds have a vital role in our biological system. They are an integral part of many pharmacologically active molecules, natural products and nucleic acids.¹⁻¹⁵ The base pair of DNA & RNA (guanine, cytosine, adenine and thymine) are also made up of heterocyclic compounds like purine, pyrimidine etc. Also, chemistry of *N*-containing compounds, especially pyrimidine compounds, has been developed intensely during the last decades which could be attributed to the discovery of compounds with several activities in this series.¹⁶⁻¹⁸ Pyrimidine derivatives, which play an

* Corresponding author.

E-mail address drshaban202025@gmail.com (S. A. A. Abdel-Raheem)

important role in synthesis of various active molecules, have various therapeutic applications in medicinal chemistry. One anticipated reason for their activity is presence of a pyrimidine base in thymine, cytosine and uracil, which are essential building blocks of nucleic acids, DNA & RNA.¹⁹ Number of chemical compounds consisting of pyrimidine as core nucleus were synthesized and evaluated for anticancer,²⁰ antimicrobial and anti-inflammatory agents,²¹ antihyperglycemic,²² analgesic,²³ antibacterial and antifungal,²⁴ anti-HIV,²⁵ antitubercular,²⁶ and herbicidal activities.²⁷ Due to the wide range of pyrimidine bioactivities, scientists have attracted towards developing new pyrimidine molecules.

Plant insect diseases have posed serious threats to crops in the world and caused a severe loss throughout the world.²⁸ Nowadays, some of the available traditional fungicides and insecticides, such as Kresoxim-methyl, Pyrimethanil, Chlorantraniliprole, etc., are widely used to prevent plant harmful fungal and insect diseases. However, prolonged use of traditional pesticides can not only lead to drug resistance, but also have a harmful influence on the safety of the plants and the environment. Therefore, the development of novel and promising fungicides and insecticides is still an urgent task.

Cowpea is mainly cultivated for local consumption, either at green shell or at mature stage for dry seeds. Aphids are the most important insect pests of different crops all over the world.²⁹ On the other hand, faba bean and cowpea plants are of the most important crops in Egypt. The cowpea aphid, *A. craccivora*, is considered one of the most injurious pests infesting these plantation and other leguminous species by sucking the plant sap.³⁰⁻³¹ Pesticides and their residues often have direct effect on aphids, including mortality, decreased longevity and reduced fecundity.

It was reported that pyrimidines were used before in the agricultural field since, new 1,3,4-thiadiazole and 1,3,4-thiadiazolo[3,2-*a*]pyrimidine derivatives were synthesized *via* reactions with variant electrophilic reagents under solvent-free conditions and were evaluated for the insecticidal activity against cotton leaf worm (*Spodoptera littoralis*).³² So, to develop effective pesticidal agents, the objective of this study was to evaluate the effect of some compounds having pyrimidine moiety incorporated in their structures as potential insecticides against the adults and nymphs of cowpea Aphid, *Aphis craccivora* Koch.

2. Results and Discussion

2.1 Chemistry

As following of our studies in preparation and toxicity evaluation of new bioactive agents, herein ten N-containing compounds, namely, (*E*)-*N*-(5,7-diamino-6-cyano-4-phenyl-3,4-dihydropyrido[2,3-*d*]pyrimidin-2(1*H*)-ylidene)cyanamide (**3a**), (*E*)-*N*-(5,7-diamino-4-(4-chlorophenyl)-6-cyano-3,4-dihydropyrido[2,3-*d*]pyrimidin-2(1*H*)-ylidene)cyanamide (**3b**), (*E*)-*N*-(5,7-diamino-6-cyano-4-(2,4-dichlorophenyl)-3,4-dihydropyrido[2,3-*d*]pyrimidin-2(1*H*)-ylidene)cyanamide (**3c**), (*E*)-*N*-(5,7-diamino-6-cyano-4-(4-fluorophenyl)-3,4-dihydropyrido[2,3-*d*]pyrimidin-2(1*H*)-ylidene)cyanamide (**3d**), (*E*)-*N*-(5,7-diamino-6-cyano-4-(*o*-tolyl)-3,4-dihydropyrido[2,3-*d*]pyrimidin-2(1*H*)-ylidene)cyanamide (**3e**), (*E*)-*N*-(5,7-diamino-6-cyano-4-(4-methoxyphenyl)-3,4-dihydropyrido[2,3-*d*]pyrimidin-2(1*H*)-ylidene)cyanamide (**3f**), (*E*)-*N*-(5,7-diamino-6-cyano-4-(naphthalen-1-yl)-3,4-dihydropyrido[2,3-*d*]pyrimidin-2(1*H*)-ylidene)cyanamide (**3g**), (*E*)-*N*-(5,7-diamino-6-cyano-4-(naphthalen-2-yl)-3,4-dihydropyrido[2,3-*d*]pyrimidin-2(1*H*)-ylidene)cyanamide (**3h**), (*E*)-*N*-(5,7-diamino-6-cyano-4-(thiophen-2-yl)-3,4-dihydropyrido[2,3-*d*]pyrimidin-2(1*H*)-ylidene)cyanamide (**3i**), (*E*)-*N*-(5',7'-diamino-6'-cyano-2-oxo-1'*H*-spiro[indoline-3,4'-pyrido[2,3-*d*]pyrimidin]-2'(3'*H*)-ylidene)cyanamide (**4**) have been prepared in pure state according to literature procedure,³³ since the series of pyrimidine compounds (**3a-i**) was prepared *via* the one-pot four-component reaction of cyanoguanidine with aromatic aldehydes and malononitrile with molar ratio (1:1:2) using sodium methoxide as catalyst (**Fig. 1**). In this method, the formation of the compounds (**3a-i**) was achieved in one-pot through three steps: (i) at first, malononitrile was stirred at room temperature in 3M sodium methoxide for 30 min, (ii), aromatic aldehyde was added to the reaction mixture and further stirred at room temperature for 30 min in 0.5M sodium methoxide, (iii), the reaction was refluxed for 10 hrs after addition of cyanoguanidine **2**. Compound (**4**) was produced *via* one-pot multicomponent reactions of cyanoguanidine **2**, isatin and malononitrile.³³ The synthetic method of these compounds is shown in **Fig. 1**.

Spectral characterization and elemental analyses were used to prove and clarify the structures of all the prepared compounds. Elemental analysis results were in accordance with the values calculated before. Spectral characterization data of the prepared compounds were in a good agreement with their suggested structures. The IR spectrum of **3b** showed characteristic absorption bands at 2172, 2198 cm⁻¹ for two C≡N groups, 2945 cm⁻¹ for the aliphatic C-H, 3023 cm⁻¹ for the aromatic C-H and 3190, 3342, 3417 cm⁻¹ for NH₂ and NH groups. Its ¹H NMR spectrum showed the presence of three singlet signals at δ 6.33, 6.43 and 10.26 ppm characteristic of two NH₂ and NH-1 groups, respectively; also it exhibited two doublet signals at δ 5.66, 5.67 and 9.12, 9.13 ppm due to CH-4 and NH-3 groups, respectively; and two doublet signals at δ 7.29, 7.31 and 7.41, 7.43 ppm for aromatic *p*-phenylene protons. The ¹³C NMR spectrum of **3b** showed eight signals at δ 128.9, 129.0, 133.0, 141.6, 150.0, 154.3, 156.5, 161.0 ppm, which are assigned to aromatic and olefinic carbons; one signal at δ 116.9 ppm due to two nitrile groups; while C-4, C-2 and C-6 are characterized by signals at δ 50.4, 70.6 and 88.5 ppm, respectively.

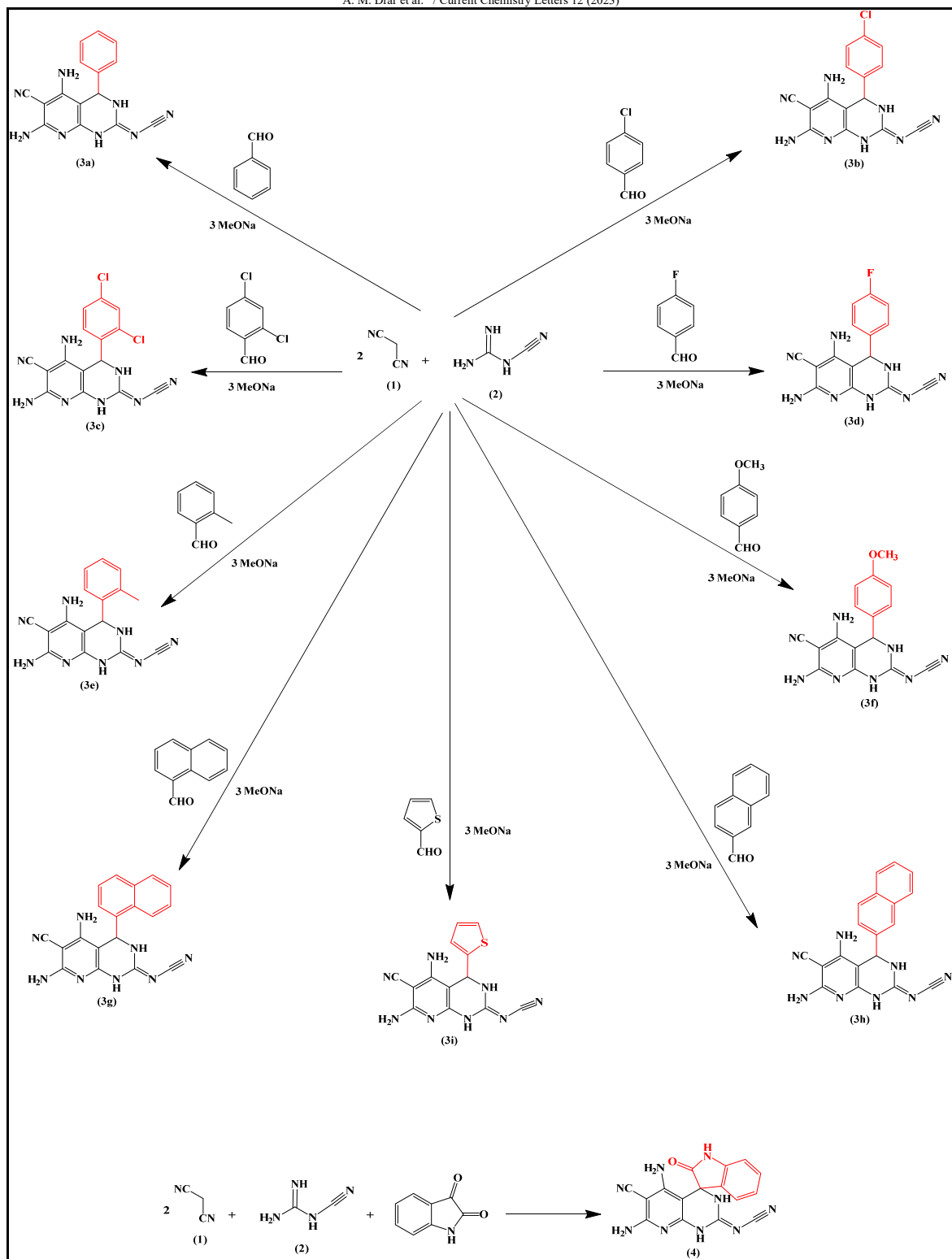


Fig. 1. Synthesis of compounds (3a-i and 4).

2.2 Insecticidal activity

All the title compounds have been screened for toxicological activity as described below:

2.2.1. Toxicological activity test for the cowpea aphid adults

Compounds (3a-i and 4) were tested for their toxicological activity against the adults of the collected aphids and the results are illustrated in **Table 1** and **Fig. 2**. After 24 h of testing, toxicological activity data showed that the tested compounds exhibited strong to weak biological activity against adults of cowpea aphid and the LC₅₀ values ranged from

0.31 to 32.75 ppm. From the LC₅₀ values, it was found that the insecticidal activity of compounds (**3d**) is the highest the insecticidal activity against adults of cowpea aphid, *Aphis craccivora* Koch because the LC₅₀ value of compounds (**3d**) was 0.31 ppm, whilst the LC₅₀ value of compounds (**3g**) was 32.75 ppm and hence the insecticidal activity of this compound is considered the lowest the insecticidal activity. The toxicological activity of compounds **3a**, **3b**, **3c**, **3e**, **3f**, **3h**, **3i**, and **4** ranged from good to moderate and their LC₅₀ values were 5.37, 3.27, 3.03, 18.57, 1.096, 28.01, 5.30, and 13.59 ppm, respectively.

2.2.2 Insecticidal activity test for the cowpea aphid nymphs

Compounds (**3a-i** and **4**) were tested for their toxicological activity against the nymphs of the collected aphids and the results are illustrated in **Table 1** and **Fig. 2**. The results showed that after 24 h, compounds (**3a-i** and **4**) showed a strong to weak toxicological activity and the LC₅₀ values ranged from 0.0125 to 12.39 ppm. From the LC₅₀ values, it was found that the toxicological activity of compounds (**3d**) is the highest activity against nymphs of cowpea aphid, *Aphis craccivora* Koch because the LC₅₀ value of compounds (**3d**) was 0.0125 ppm, whilst the LC₅₀ value of compounds (**3g**) was 12.39 ppm and hence the insecticidal activity of this compound is considered the lowest the insecticidal activity against nymphs of cowpea aphid, *Aphis craccivora* Koch. The toxicological activity of the rest of the selected ten compounds (**3a**, **3b**, **3c**, **3e**, **3f**, **3h**, **3i**, and **4**) ranged from high to low and LC₅₀ values of these compounds were 0.8703, 0.0383, 0.0134, 0.4583, 0.1195, 6.3267, 2.39, and 3.464 ppm.

Table 1. Toxicological activity of compounds (**3a-i** and **4**) against the adults and nymphs of cowpea aphid, *A. craccivora*, after 24 hr of treatments.

Comp.	Adults of cowpea aphid			Nymphs of cowpea aphid		
	Slope ± SE	LC ₅₀ (ppm)	Toxic ratio	Slope ± SE	LC ₅₀ (ppm)	Toxic ratio
3a	0.4909±0.3012	5.37	0.058	0.4213±0.2499	0.8703	0.014
3b	0.4351±0.2625	3.27	0.095	0.2357±0.2454	0.0383	0.326
3c	0.1450±0.2905	3.03	0.102	0.1006±0.1570	0.0134	0.933
3d	0.0726±0.2322	0.31	1	0.0855±0.1631	0.0125	1
3e	0.4492±0.2788	18.57	0.017	0.1329±0.1543	0.4583	0.027
3f	0.4521±0.2463	1.096	0.283	0.3738±0.2496	0.1195	0.105
3g	0.4782±0.2622	32.75	0.009	0.3201±0.1452	12.39	0.001
3h	0.6086±0.2328	28.01	0.011	0.2324±0.1418	6.3267	0.002
3i	0.5424±0.2570	5.30	0.058	0.6165±0.2723	2.39	0.005
4	0.3520±0.2950	13.59	0.023	0.5343±0.2419	3.464	0.004

Notes: Toxic ratio is calculated as the LC₅₀ value of compound (**3d**) for baseline toxicity / the compounds' LC₅₀ value.

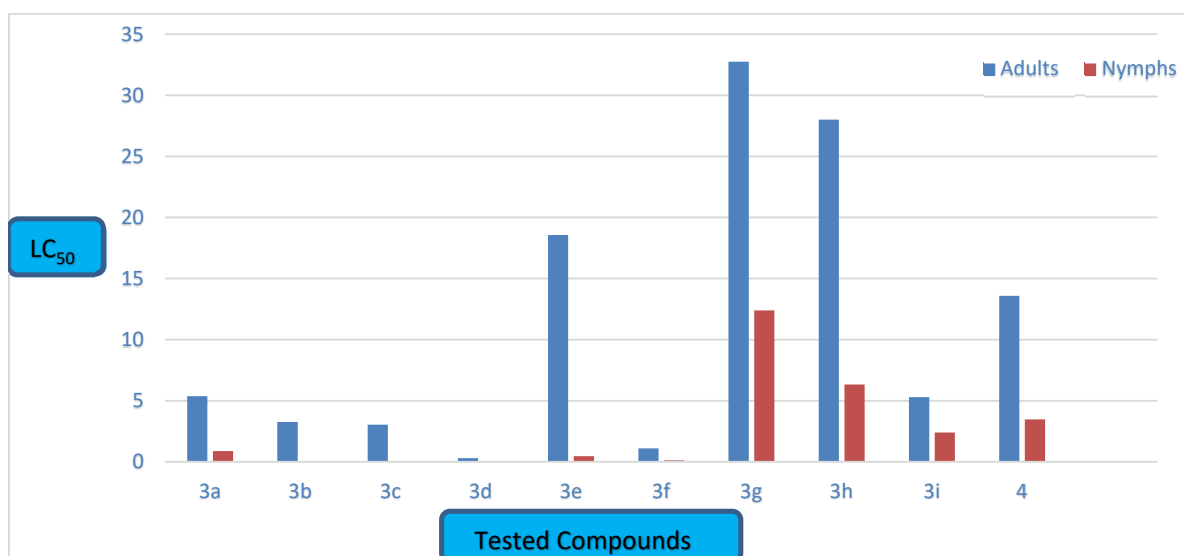


Fig. 2. Toxicological activity of compounds (**3a-i** and **4**) against the adults and nymphs of cowpea aphid, *A. craccivora*, after 24 h of treatment.

3. Structure-Action Relationships

As a continuation of this study and according to the toxicity values presented in **Table 1** and **Fig. 2**, the structure-activity relationships (SAR) were reported here. It is shown that the compound (*E*)-*N*-(5,7-diamino-6-cyano-4-(4-fluorophenyl)-3,4-dihydropyrido[2,3-*d*]pyrimidin-2(1*H*)-ylidene)cyanamide (**3d**) is more active against cowpea aphid than the other

pyrimidine synthesized derivatives, and this high activity associated with this compound may be due to the presence of fluorophenyl moiety attached to its structure. Also, the high activity associated with compounds (**3b**) and (**3c**) may be due to the presence of the chlorophenyl and dichlorophenyl moieties, respectively in their structures. Also, toxicity of compound (**3f**) is higher than that of compound (**3a**) and compound (**3e**), this may be due to the presence of methoxyphenyl moiety in compound (**3f**) and the absence of this group in compounds (**3a**) and compound (**3e**) which may cause the insecticidal activity. The presence of thiophenyl group may reflect better activity than the indoline group and this is shown in compounds (**3i**) and (**4**).

4. Materials and methods

4.1. Instrumentation and Chemicals

All commercially available reagents were purchased from Aldrich, Merck and Fluka and were used without further purification. All reactions were monitored by thin layer chromatography (TLC) using precoated plates of silica gel G/UV-254 of 0.25 mm thickness (Merck 60F254) using UV light (254 nm/365 nm) for visualization. Melting points were detected with a Kofler melting points apparatus and uncorrected. ¹H NMR and ¹³C NMR spectra for all compounds were recorded in DMSO-*d*₆ on a Bruker Bio Spin AG spectrometer at 400 MHz and 100 MHz, respectively. For ¹H NMR, chemical shifts (δ) were given in parts per million (ppm) with reference to tetramethylsilane (TMS) as an internal standard ($\delta=0$); coupling constants (*J*) were given in hertz (Hz). Infrared spectra were recorded with a FT-IR-ALPHABROKER-Platinum-ATR spectrometer and are given as cm⁻¹ using the attenuated total reflection (ATR) method. Elemental analyses were obtained on a Perkin-Elmer CHN-analyzer model.

Compounds (**3a-i** and **4**) were obtained according to the literature procedure.³³ The batches of cowpea aphid, *A. craccivora* insects were gathered from faba bean, *Vicia faba* L., fields of agricultural research center, Sohag branch. Toxicity of the ten target compounds was screened against the collected aphids.

4.2. General procedures for the synthesis of compounds **3a-i** and **4**:

Malononitrile (0.02 mol, 1.32 g) was stirred at room temperature for 30 min in 10 mL sodium methoxide 3M (0.69 g sodium metal in 10 mL methanol). Onto the mixture, an aromatic aldehyde, thiophene-2-aldehyde and/or isatin (0.01 mol) in 50 mL methanol was added and stirred for 30 min, then cyanoguanidine **2** (0.01 mol, 0.84 g) was added to the reaction mixture. The resulting mixture was refluxed for about 10 hr. After completion of the reaction (monitored by TLC), the reaction mixture was cooled to room temperature, poured into ice-cold distilled water and neutralized to pH ~ 6.5 with dilute hydrochloric acid. The formed precipitate was collected, filtered, washed several times with distilled water, dried and recrystallized from ethanol.

4.2.1. (E)-N-(5,7-diamino-4-(4-chlorophenyl)-6-cyano-3,4-dihydropyrido[2,3-d]pyrimidin-2(1H)-ylidene)cyanamide (3b): Yield (82%); yellow solid; m.p. > 310 °C. IR (ATR) ν_{\max} 3417, 3342, 3190, 3023, 2945, 2198, 2172, 1613 cm⁻¹. ¹H NMR δ 10.26 (s, 1H, NH¹), 9.13, 9.12 (d, *J* = 3.2 Hz, 1H, NH³), 7.43, 7.41 (d, *J* = 8.4 Hz, 2H, CH_{arom.}), 7.31, 7.29 (d, *J* = 8.4 Hz, 2H, CH_{arom.}), 6.43 (s, 2H, NH₂), 6.33 (s, 2H, NH₂), 5.67, 5.66 (d, *J* = 4.0 Hz, 1H, CH⁴). ¹³C NMR δ 161.0, 156.5, 154.3, 150.0, 141.6, 133.0, 129.0, 128.9, 116.9 (2CN), 88.5, 70.6, 50.4. Anal. Calcd. for C₁₅H₁₁ClN₈ (338.75): C, 53.18; H, 3.27; N, 33.08. Found: C, 52.92; H, 3.24; N, 33.15.

4.2.2. (E)-N-(5,7-diamino-6-cyano-4-(thiophen-2-yl)-3,4-dihydropyrido[2,3-d]pyrimidin-2(1H)-ylidene)cyanamide (3i):

Yield (84%); brown solid; m.p.: 300-302 °C. IR (ATR) ν_{\max} 3448, 3322, 3157, 3113, 3023, 2916, 2196, 2179, 1635 cm⁻¹. ¹H NMR δ 10.32 (s, 1H, NH¹), 9.24, 9.23 (d, *J* = 3.2 Hz, 1H, NH³), 7.40, 7.39 (d, *J* = 4.8 Hz, 1H, CH_{arom.}), 7.06, 7.06 (d, *J* = 2.7 Hz, 1H, CH_{arom.}), 6.97-6.95 (t, *J* = 4.1 Hz, 1H, CH_{arom.}), 6.54 (s, 2H, NH₂), 6.35 (br. s., 2H, NH₂), 5.97, 5.96 (d, *J* = 3.7 Hz, 1H, CH⁴). ¹³C NMR δ 161.0, 156.6, 154.2, 149.7, 147.0, 127.1, 125.9, 125.7, 116.8 (2CN), 89.8, 70.7, 47.1. Anal. Calcd. for C₁₃H₁₀N₈S (310.33): C, 50.31; H, 3.25; N, 36.11. Found: C, 50.25; H, 3.12; N, 36.06.

4.2.3. (E)-N-(5',7'-diamino-6'-cyano-2-oxo-1'H-spiro[indoline-3,4'-pyrido[2,3-d]pyrimidin]-2'(3'H)-ylidene)cyanamide (4):

Yield (73%); brown solid; m.p.: > 310 °C. IR (ATR) ν_{\max} 3440, 3368, 3334, 3291, 3220, 3062, 2191 (br.), 1748, 1639 cm⁻¹. ¹H NMR δ 12.38 (br. s, 1H, NH¹), 10.53 (s, 1H, NH¹), 9.88 (s, 1H, NH³), 7.31-7.26 (m, 1H, CH_{arom.}), 7.11, 7.09 (d, *J* = 8.0 Hz, 1H, CH_{arom.}), 7.02-6.97 (m, 2H, CH_{arom.}), 6.37 (s, 2H, NH₂), 5.33 (s, 2H, NH₂). ¹³C NMR δ 176.1, 160.6, 156.9, 152.3, 137.2, 130.3, 125.8, 125.2, 122.2, 117.9, 117.1, 116.1, 115.3, 83.7, 70.0, 66.1. Anal. Calcd. for C₁₆H₁₁N₉O (345.31): C, 55.65; H, 3.21; N, 36.51. Found: C, 55.57; H, 3.13; N, 36.46.

4.3. Laboratory bioassay

Toxicological activity of the title compounds was estimated by leaf dip bioassay method.³⁴ Reported here the results of laboratory screening to find out the concentrations of the target compounds which are demanded to kill 50% (LC₅₀) of cowpea aphids. Six concentrations of solution of each prepared compound plus 0.1% Triton X-100 as a surfactant were

used. 20 nymphs and 20 adult insects, nearly the same size, were dipped for ten seconds in every concentration three times. Cowpea aphids which were treated were permitted to dry at room temperature for about 0.5 hr. Control batches of used aphids were also utilized. After the treated batches of insects had dried, they were moved to Petri dishes (9 centimeters diameter) and remained for 24 hr at 22 ± 2 °C, $60 \pm 5\%$ relative humidity and photoperiod of 12:12 (light/ dark). The aphid mortality was screened after 24 hours of testing by using a binocular microscope. The aphid that was unable to coordinate forward movement was considered dead. Toxicological activity test of each compound was repeated two times and the obtained data were corrected by Abbott's formula.³⁵ Median lethal concentrations (LC_{50}) and slope values of the ten synthesized compounds were computed by using a computerized Probit regression analysis program and expressed in parts per million (ppm).³⁶ Hence, this work confirms that different heterocyclic compounds can be used as an important bioactive agents and this is also shown by several research papers reported before.³⁷⁻⁷³

5. Conclusion

A chain of *N*-containing compounds with a cyano group attached to their structures and are analogues to neonicotinoid insecticides were chemically synthesized by the one-pot four-component reaction, using available starting materials; cyanoguanidine, aromatic aldehydes and malononitrile as 1:1:2 molar ratio in the presence of sodium methoxide as catalyst. The toxicological activity of the synthesized compounds was evaluated against the adults and nymphs of cowpea Aphid, *Aphis craccivora* Koch. The results of this test demonstrated that some of the synthesized target compounds have a great toxicological activity such as compounds (**3d**), (**3c**), and (**3b**) with LC_{50} values 0.0125, 0.0134, and 0.0383 ppm, respectively. Compound (**3d**) was the most toxic compound against the adults and nymphs of cowpea aphids. The presence of different functional groups in the structures of the synthesized compounds revealed a great spectrum of the toxicological activities, and this is shown in the resulted LC_{50} values of the ten compounds, since it is interesting to note that the insecticidal activities of the tested compounds against the nymphs of cowpea aphid after 24 h of treatment obey the following smooth order: (**3d**) > (**3c**) > (**3b**) > (**3f**) > (**3e**) > (**3a**) > (**3i**) > (**4**) > (**3h**) > (**3g**). This variation in the toxicological activities of all tested compounds proves that many pyrimidine derivatives can be used in the agricultural fields as promising insecticidal agents.

References

1. Moustafa A. H., Shestakov A. S., and Shikhaliev K. S. (2012) One-pot synthesis of 4-aryl-2-cyanoimino-3, 4-dihydro-1 H-pyrimidines and their reactions. *Chem. Heterocycl. Compd.*, 48 613-619.
2. Amer A. A., and Moustafa A. H. (2017) New route for the synthesis of new cyanoimino-and cyanoaminopyrimidines. *Mol. Divers.*, 21 875-880.
3. Moustafa A. H., and Amer A. A. (2018) Unexpected products from the reaction of chalcones with cyanoguanidine. *Tetrahedron*, 74 (2) 324-328.
4. Hussein B. R., and Moustafa A. H. (2022) Utility of arylglyoxal hydrates in synthesis of 4-aryl-[1,3,5]triazino[1,2-a]benzimidazol-2 (*1H*)-imines and 5-aryl-2-phenyl-4*H*-imidazol-4-imines. *Mol. Divers.*, 26 (6) 3185-3191.
5. Moustafa A. H., Ahmed W. W., Awad M. F., Aboelez M. O., Khodairy A., and Amer A. A. (2022) Eco-friendly and regiospecific intramolecular cyclization reactions of cyano and carbonyl groups in *N,N*-disubstituted cyanamide. *Mol. Divers.*, 26 (5) 2813-2823.
6. Youssif B. G., Gouda A. M., Moustafa A. H., Abdelhamid A. A., Gomaa H. A., Kamal I., and Marzouk A. A. (2022) Design and synthesis of new triarylimidazole derivatives as dual inhibitors of BRAFV600E/p38 α with potential antiproliferative activity. *J. Mol. Struct.*, 1253 132218.
7. Moustafa A. H., and Amer A. A. (2017) Utility of bis (methylthio) methylene malononitrile as a synthon in the synthesis of new poly-functionalized cyanoiminopyrimidines. *Monatsh. Chem.*, 148 2129-2134.
8. Ibrahim T. S., Almalki A. J., Moustafa A. H., Allam R. M., Abu-Rahma G. E. D. A., El Subbagh H. I., and Mohamed M. F. (2021) Novel 1, 2, 4-oxadiazole-chalcone/oxime hybrids as potential antibacterial DNA gyrase inhibitors: Design, synthesis, ADMET prediction and molecular docking study. *Bioorg. Chem.*, 111 104885.
9. Moustafa A. H., and Hussein B. R. (2022) A methodological approach for the synthesis of 4-aryl-8-arylidene-2-cyanoimino-1, 2, 3, 4, 5, 6, 7, 8-octahydroquinazolines. *Synth. Commun.*, 52 (8) 1131-1138.
10. El-Gaby M. S. A., Ammar Y. A., Drar A. M., Gad M. A. (2022) Insecticidal bioefficacy screening of some chalcone and acetophenone hydrazone derivatives on *Spodoptera Frugiperda* (Lepidoptera: Noctuidae). *Curr. Chem. Lett.*, 11 (4) 263-268.
11. Khodairy A., Mansour E., Elhady O., and Drar A. (2021) Novel *N*-cyanoguanidyl derivatives: Synthesis and studying their toxicological activity against *Spodoptera littoralis* and *Schizaphis graminum*. *Curr. Chem. Lett.*, 10 (4) 363-370.
12. Moustafa A. H., and Hussein B. R. (2021) Reaction of arylglyoxal hydrate derivatives with cyanoguanidine under benzylic rearrangement effect. *Monatsh. Chem.*, 152 1285-1290.
13. Ghattas A. E. B. A., Moustafa H. M., Hassanein E. A., and Hussein B. R. (2016) Synthesis and antibacterial activity of some new 4-anilino-5-phenyl-4*H*-1,2,4-triazole-3-thiol derivatives. *Arab. J. Chem.*, 9 S1654-S1659.
14. Ali E. S., Askalany A. A., Harby K., Diab M. R., Hussein B. R., and Alsaman A. S. (2021) Experimental adsorption water desalination system utilizing activated clay for low grade heat source applications. *J. Energy Storage*, 43 103219.

15. Ghattas A. E. B. A., Moustafa H. M., Hassanein E. A., and Hussein B. R. (2012) Synthesis and antibacterial activity of some new S-triazole derivatives. *Phosphorus Sulfur Silicon Relat. Elem.*, 187 (12) 1469-1481.
16. Kaur R., Chaudhary S., Kumar K., Gupta M. K., and Rawal R. K. (2017) Recent synthetic and medicinal perspectives of dihydropyrimidinones: A review. *Eur. J. Med. Chem.*, 132 108–134.
17. Shamroukh A. H., Rashad A. E., and Abdelmegeid F. M. E. (2016) The chemistry of pyrido[2,3-*d*]pyrimidines and their applications. *J. Chem. Pharm. Res.*, 8 (3) 734-772.
18. Hayallah A. M., and Abdel-Hamid M. K. (2014) Design and synthesis of new pyrido[2,3-*d*]pyrimidine-1,4-dione derivatives as anti-inflammatory agents. *Der. Pharma. Chem.*, 6 (5) 45-57.
19. Sondhi S. M., Goyal R. N., Lahoti A. M., Singh N., Shukla R., and Raghur R. (2005) Synthesis and biological evaluation of 2-thiopyrimidine derivatives. *Bioorg. Med. Chem.*, 13 (9) 3185-3195.
20. Albratty M., and Alhazmi H. A. (2022) Novel pyridine and pyrimidine derivatives as promising anticancer agents: A review. *Arab. J. Chem.*, 15 103846.
21. Mohamed M. S., Awad S. M., and Sayed A. I. (2010) Synthesis of certain pyrimidine derivatives as antimicrobial agents and anti-inflammatory agents. *Molecules*, 15 (3) 1882-1890.
22. Bhosle M. R., Deshmukh A. R., Pal S., Srivastava A. K., and Mane R. A. (2015) Synthesis of new thiazolylmethoxyphenyl pyrimidines and antihyperglycemic evaluation of the pyrimidines, analogues isoxazolines and pyrazolines. *Bioorg. Med. Chem. Lett.*, 25 (11) 2442-2446.
23. Said S. A., Amr A. E. G. E., Sabry N. M., and Abdalla M. M. (2009) Analgesic, anticonvulsant and anti-inflammatory activities of some synthesized benzodiazepine, triazolopyrimidine and bis-imide derivatives. *Eur. J. Med. Chem.*, 44 (12) 4787-4792.
24. Hilmy K. M. H., Khalifa M. M., Hawata M. A. A., and Keshk R. M. A. (2010) Synthesis of new pyrrolo [2,3-*d*] pyrimidine derivatives as antibacterial and antifungal agents. *Eur. J. Med. Chem.*, 45 (11) 5243-5250.
25. Naidu B. N., Sorenson M. E., Patel M., Ueda Y., Banville J., Beaulieu F., Bollini S., Dicker I. B., Higley H., Lin Z., Pajor L., Parker D. D., Terry B. j., Zheng M., Martel A., Meanwell N. A., Krystal M., and Walker M. A. (2015) Synthesis and evaluation of C2-carbon-linked heterocyclic-5-hydroxy-6-oxo-dihydropyrimidine-4-carboxamides as HIV-1 integrase inhibitors. *Bioorg. Med. Chem. Lett.*, 25 (3) 717-720
26. Finger V., Kufa M., Soukup O., Castagnolo D., Roh J., and Korabecny J. (2022) Pyrimidine derivatives with antitubercular activity. *Eur. J. Med. Chem.*, 246 114946.
27. Ma H. J., Zhang J. H., Xia X. D., Xu M. H., Ning J., and Li J. H. (2014) Design, synthesis and herbicidal activities of novel 4-(1*H*-pyrazol-1-yl)-6-(alkynyloxy)-pyrimidine derivatives as potential pigment biosynthesis inhibitors. *Pest Manag. Sci.*, 70 (6) 946-952.
28. Yang R., Gao Z. F., Zhao J. Y., Li W. B., Zhou L., and Miao F. (2015) New class of 2-aryl-6-chloro-3,4-dihydro-isoquinolinium salts as potential antifungal agents for plant protection: synthesis, bioactivity and structure-activity relationships. *J. Agric. Food Chem.*, 63 1906–1914.
29. Ibrahim A. M. A. (1994) Aphids and their parasitoids on apple trees at Giza region, Egypt. *J. Biol. Pest Control*, 4 (1) 35-43.
30. El-Heneidy A., Resk G., Hekal A. M., and Abdel-Samad S. (1998) Impact of planting date on aphid populations and associated natural enemies on faba bean plants in Egypt. *Arab J. Pl. Prot.*, 16 (2) 55-59.
31. El-Defrawi G. M., Emam A. K., Marzouk I. A., and Rizkalla L. (2000) Population dynamics and seasonal distribution of *Aphis craccivora* Koch and associated natural enemies in relation to virus disease incidence in faba bean fields. *Egypt. J. Agric. Res.*, 78 (2) 627-641.
32. Ismail M. F., Madkour H. M., Salem M. S., Mohamed A. M., and Aly A. F. (2021) Design, synthesis and insecticidal activity of new 1, 3, 4-thiadiazole and 1, 3, 4-thiadiazolo [3, 2-*a*] pyrimidine derivatives under solvent-free conditions. *Synth. Commun.*, 51 (17) 2644-2660.
33. Hussein B. R., and Moustafa A. H. (2019) A regioselective and convenient one-pot multicomponent synthesis of polyfunctionalized 4-aryl-2-cyanoimino-3,4-dihydro-1*H*-pyrido [2,3-*d*] pyrimidines. *Synth. Commun.*, 49 (18) 2401-2410.
34. O'Brien P. J., Abdel-Aal Y. A., Ottea J. A., and Graves J. B. (1992) Relationship of insecticide resistance to carboxylesterases in *Aphis gossypii* (Homoptera: Aphididae) from Midsouth cotton. *J. Econ. Entomol.*, 85 (3) 651-657.
35. Abbott W. S. (1925) A method of computing the effectiveness of an insecticide. *J. Econ. Entomol.*, 18 (2) 265-267.
36. Finney D. J. (1952) *Probit Analysis: A Statistical Treatment of the Sigmoid Response Curve*, 2nd Ed, Cambridge Univ. Press, Cambridge, U. K.
37. Abdel-Raheem Sh. A. A., Kamal El-Dean A. M., Hassanien R., El-Sayed M. E. A., and Abd-Ella A. A. (2021) Synthesis and characterization of some distyryl-derivatives for agricultural uses. *Eur. Chem. Bull.*, 10 (1) 35-38.
38. Kamal El-Dean A. M., Abd-Ella A. A., Hassanien R., El-Sayed M. E. A., Zaki R. M., and Abdel-Raheem Sh. A. A. (2019) Chemical design and toxicity evaluation of new pyrimidothienotetrahydroisoquinolines as potential insecticidal agents. *Toxicol. Rep.*, 6 (2019) 100-104.
39. Abdel-Raheem Sh. A. A., Kamal El-Dean A. M., Zaki R. M., Hassanien R., El-Sayed M. E. A., Sayed M., and Abd-Ella A. A. (2021) Synthesis and toxicological studies on distyryl-substituted heterocyclic insecticides. *Eur. Chem. Bull.*, 10 (4) 225-229.
40. Abdel-Raheem Sh. A. A., Kamal El-Dean A. M., Abd ul-Malik M. A., Marae I. S., Bakhite E. A., Hassanien R., El-Sayed M. E. A., Zaki R. M., Tolba M. S., Sayed A. S. A., and Abd-Ella A. A. (2022) Facile synthesis and pesticidal activity of substituted heterocyclic pyridine compounds. *Rev. Roum. Chem.*, 67 (4-5) 305-309.

41. Ahmed A. A., Mohamed S. K., and Abdel-Raheem Sh. A. A. (2022) Assessment of the technological quality characters and chemical composition for some Egyptian Faba bean germplasm. *Curr. Chem. Lett.*, 11 (4) 359-370.
42. Tolba M. S., Sayed M., Kamal El-Dean A. M., Hassanien R., Abdel-Raheem Sh. A. A., and Ahmed M. (2021) Design, synthesis and antimicrobial screening of some new thienopyrimidines. *Org. Commun.*, 14 (4) 334-345.
43. Abdel-Raheem Sh. A. A., Kamal El-Dean A. M., Abdul-Malik M. A., Hassanien R., El-Sayed M. E. A., Abd-Ella A. A., Zawam S. A., and Tolba M. S. (2022) Synthesis of new distyrylpyridine analogues bearing amide substructure as effective insecticidal agents. *Curr. Chem. Lett.*, 11 (1) 23-28.
44. Abdel-Raheem Sh. A. A., Kamal El-Dean A. M., Abdul-Malik M. A., Abd-Ella A. A., Al-Taifi E. A., Hassanien R., El-Sayed M. E. A., Mohamed S. K., Zawam S. A., and Bakhite E. A. (2021) A concise review on some synthetic routes and applications of pyridine scaffold compounds. *Curr. Chem. Lett.*, 10 (4) 337-362.
45. Tolba M. S., Kamal El-Dean A. M., Ahmed M., Hassanien R., Sayed M., Zaki R. M., Mohamed S. K., Zawam S. A., and Abdel-Raheem Sh. A. A. (2022) Synthesis, reactions, and applications of pyrimidine derivatives. *Curr. Chem. Lett.*, 11 (1) 121-138.
46. Tolba M. S., Abdul-Malik M. A., Kamal El-Dean A. M., Geies A. A., Radwan Sh. M., Zaki R. M., Sayed M., Mohamed S. K., and Abdel-Raheem Sh. A. A. (2022) An overview on synthesis and reactions of coumarin based compounds. *Curr. Chem. Lett.*, 11 (1) 29-42.
47. Abdelhafeez I. A., El-Tohamy S. A., Abdul-Malik M. A., Abdel-Raheem Sh. A. A., and El-Dars F. M. S. (2022) A review on green remediation techniques for hydrocarbons and heavy metals contaminated soil. *Curr. Chem. Lett.*, 11 (1) 43-62.
48. Abdelhamid A. A., Elsaghier A. M. M., Aref S. A., Gad M. A., Ahmed N. A., and Abdel-Raheem Sh. A. A. (2021) Preparation and biological activity evaluation of some benzoylthiourea and benzoylurea compounds. *Curr. Chem. Lett.*, 10 (4) 371-376.
49. Elhady O. M., Mansour E. S., Elwassimy M. M., Zawam S. A., Drar A. M., and Abdel-Raheem Sh. A. A. (2022) Selective synthesis, characterization, and toxicological activity screening of some furan compounds as pesticidal agents. *Curr. Chem. Lett.*, 11 (3) 285-290.
50. Kaid M., Ali A. E., Shamsan A. Q. S., Salem W. M., Younes S. M., Abdel-Raheem Sh. A. A., and Abdul-Malik M. A. (2022) Efficiency of maturation oxidation ponds as a post-treatment technique of wastewater. *Curr. Chem. Lett.*, 11 (4) 415-422.
51. Mohamed S. K., Mague J. T., Akkurt M., Alfayomy A. M., Abou Seri S. M., Abdel-Raheem Sh. A. A., and Abdul-Malik M. A. (2022) Crystal structure and Hirshfeld surface analysis of ethyl (3E)-5-(4-chlorophenyl)-3-[[4-chlorophenyl]formamido]imino}-7-methyl-2H,3H,5H-[1,3]thiazolo[3,2-a]pyrimidine-6-carboxylate. *Acta Cryst.*, 78 (8) 846-850.
52. El Bakri Y., Mohamed S. K., Saravanan K., Ahmad S., Mahmoud A. A., Abdel-Raheem Sh. A. A., ElSayed W. M., Mague J. T., and Said S. G. (2023) 1,4,9,9-tetramethyloctahydro-4,7-(epoxymethano)azulen-5(1H)-one, a natural product as a potential inhibitor of COVID-19: Extraction, crystal structure, and virtual screening approach. *J. King Saud Univ. Sci.*, 35 (4) 102628.
53. Abd-Ella A. A., Metwally S. A., Abdul-Malik M. A., El-Ossaily Y. A., AbdElrazek F. M., Aref S. A., Naffea Y. A., and Abdel-Raheem Sh. A. A. (2022) A review on recent advances for the synthesis of bioactive pyrazolinone and pyrazolidinedione derivatives. *Curr. Chem. Lett.*, 11 (2) 157-172.
54. Gad M. A., Aref S. A., Abdelhamid A. A., Elwassimy M. M., and Abdel-Raheem Sh. A. A. (2021) Biologically active organic compounds as insect growth regulators (IGRs): introduction, mode of action, and some synthetic methods. *Curr. Chem. Lett.*, 10 (4) 393-412.
55. Tolba M. S., Sayed M., Abdel-Raheem Sh. A. A., Gaber T. A., Kamal El-Dean A. M., and Ahmed M. (2021) Synthesis and spectral characterization of some new thiazolopyrimidine derivatives. *Curr. Chem. Lett.*, 10 (4) 471-478.
56. Abdel-Raheem Sh. A. A., Kamal El-Dean A. M., Hassanien R., El-Sayed M. E. A., Sayed M., and Abd-Ella A. A. (2021) Synthesis and spectral characterization of selective pyridine compounds as bioactive agents. *Curr. Chem. Lett.*, 10 (3) 255-260.
57. Fouad M. R., Shamsan A. Q. S., and Abdel-Raheem Sh. A. A. (2023) Toxicity of atrazine and metribuzin herbicides on earthworms (*Aporrectodea caliginosa*) by filter paper contact and soil mixing techniques. *Curr. Chem. Lett.*, 12 (1) 185-192.
58. Shamsan A. Q. S., Fouad M. R., Yacoob W. A. R. M., Abdul-Malik M. A., and Abdel-Raheem Sh. A. A. (2023) Performance of a variety of treatment processes to purify wastewater in the food industry. *Curr. Chem. Lett.*, 12 (2) 431-438.
59. Kamal El-Dean A. M., Abd-Ella A. A., Hassanien R., El-Sayed M. E. A., and Abdel-Raheem Sh. A. A. (2019) Design, Synthesis, Characterization, and Insecticidal Bioefficacy Screening of Some New Pyridine Derivatives. *ACS Omega*, 4 (5) 8406-8412.
60. Khodery A., Mansour E. S., Elhady O. M., and Drar A. M. (2021) Synthesis of Neonicotinoid analogues and study their toxicological aspects on *Spodoptera littoralis* and *Schizaphis graminum*. *Int. J Pest Manag.*, Accepted Manuscript (DOI: 10.1080/09670874.2021.1943048).
61. Kamel M. S., Aboelez M. O., Elnagar M. R., Shokr E. K., Selim H. M. R. M., Abdel-Ghany H. E., Drar A. M., Belal A., El Hamd A. M., and El-Remaily M. A. (2022) Green Synthesis Design, Spectroscopic Characterizations, and

- Biological Activities of Novel Pyrrole Derivatives: An Application to Evaluate Their Toxic Effect on Cotton Aphids. *ChemistrySelect*, 7 (40) e202203191.
62. Elhady O., Mansour E., Elwassimy M., Zawam S., and Drar A. (2022) Synthesis and characterization of some new tebufenozide analogues and study their toxicological effect against *Spodoptera littoralis* (Boisd.). *Curr. Chem. Lett.*, 11 (1) 63-68.
 63. Fouad M. R. (2022) Validation of adsorption-desorption kinetic models for fipronil and thiamethoxam agrichemicalson three soils in Egypt. *Egypt. J. Chem.*, Accepted Manuscript (DOI: 10.21608/EJCHEM.2022.143450.6289).
 64. Fouad M. R. (2022) Effect of temperature and soil type on the adsorption and desorption isotherms of thiamethoxamusing the Freundlich equation. *Egypt. J. Chem.*, Accepted Manuscript (DOI: 10.21608/ejchem.2022.164539.7015).
 65. Boguszewska-Czubara A., Kula K., Wnorowski A., Biernasiuk A., Popiołek Ł., Miodowski D., Demchuk O. M., and Jasiński R. (2019) Novel functionalized β -nitrostyrenes: Promising candidates for new antibacterial drugs. *Saudi Pharm. J.*, 27 (4) 593-601.
 66. Jasiński R., Mirosław B., Demchuk O. M., Babyuk D., and Łapczuk-Krygier A. (2016) In the search for experimental and quantumchemical evidence for zwitterionic nature of (2E)-3-[4-(dimethylamino)phenyl]-2-nitroprop-2-enenitrile – An extreme example of donor– π –acceptor push–pull molecule. *J. Mol. Struct.*, 1108 689-697.
 67. Boguszewska-Czubara A., Łapczuk-Krygier A., Rykala K., Biernasiuk A., Wnorowski A., Popiołek L., Maziarka A., Hordyjewska A., and Jasiński R. (2016) Novel synthesis scheme and in vitro antimicrobial evaluation of a panel of (E)-2-aryl-1-cyano-1-nitroethenes. *J. Enzyme Inhib. Med. Chem.*, 31 (6) 900-907.
 68. Zawadzińska K., Gaurav G. K., and Jasiński R. (2022) Preparation of conjugated nitroalkenes: short review. *Sci. Rad.*, 1 69-83.
 69. Dresler E., Wróblewska A., and Jasiński R. (2022) Understanding the Regioselectivity and the Molecular Mechanism of [3+2] Cycloaddition Reactions between Nitrous Oxide and Conjugated Nitroalkenes: A DFT Computational Study. *Molecules*, 27 (23) 8441.
 70. Kula K., Łapczuk A., Sadowski M., Kras J., Zawadzińska K., Demchuk O. M., Gaurav G. K., Wróblewska A., and Jasiński R. (2022) On the Question of the Formation of Nitro-Functionalized 2,4-Pyrazole Analogs on the Basis of Nitylimine Molecular Systems and 3,3,3-Trichloro-1-Nitroprop-1-Ene. *Molecules*, 27 (23) 8409.
 71. Zawadzińska K., Gadocha Z., Pabian K., Wróblewska A., Wielgus E., and Jasiński R. (2022) The First Examples of [3+2] Cycloadditions with the Participation of (E)-3,3,3-tribromo-1-nitroprop-1-ene. *Materials*, 15 (21) 7584.
 72. Woliński P., Kačka-Zych A., Mirosław B., Wielgus E., Olszewska A., and Jasiński R. (2022) Green, one-pot synthesis of 1,2-oxazine-type herbicides via non-catalyzed Hetero Diels-Alder reactions comprising (2E)-3-aryl-2-nitroprop-2-enenitriles. *J. Clean. Prod.*, 356 131878.
 73. Jasiński R. (2022) Stepwise, zwitterionic course of hetero-Diels–Alder reaction between 1,2,4-triazine molecular systems and 2-cyclopropylidene-1,3-dimethylimidazoline. *Chem. Heterocycl. Compd.*, 58 (4-5) 260-262.



© 2023 by the authors; licensee Growing Science, Canada. This is an open access article distributed under the terms and conditions of the Creative Commons Attribution (CC-BY) license (<http://creativecommons.org/licenses/by/4.0/>).